



**The Good Delivery Rules for Gold and Silver Bars
Specifications for Good Delivery Bars and Application Procedures for Listing**

July 2010

Contents

1.	Introduction.....	3
2.	Criteria	4
3.	Procedure for Submission of an Application	4
4.	Technical Assessment Procedure.....	5
5.	Results.....	8
6.	Charges and Accounting	8
7.	General Specifications for Good Delivery Bars.....	8
8.	Specifications for a Good Delivery Gold Bar	10
9.	Specifications for a Good Delivery Silver Bar.....	10
10.	Proactive Monitoring	11
11.	Retesting of Bars.....	11
12.	Further Information.....	12
	Annex A – Application Form for Good Delivery Listing	13
	Annex B – LBMA Vaults.....	17
	Annex C – Referees.....	18
	Annex D – Supervisors.....	19
	Annex E – List of Security Transport Companies.....	20
	Annex F – Approved Weighers.....	21
	Annex G – Weighing, Packing and Delivery Procedures	23
	Annex H – Sample Weight Lists.....	26
	Annex I – Proactive Monitoring – Procedures and Criteria.....	29
	Annex J – Specimen Technical Line Drawings	34
	Annex K – End Stamping of Silver Bars.....	36
	Annex L – Facilitators.....	37
	Annex M – Residual Elements	37

Preamble

This edition of the Good Delivery Rules contains two significant additions relative to the October 2008 version, namely

- *the paragraph (shown boldened in section 7) relating to possibility of marking Non Good Delivery bars produced in the same format as Good Delivery bars as "NGD"; and*
- *the requirement that, if a refiner changes its bar marks or dimensions, the new bar must comply with the recommended dimensions shown in sections 8 and 9.*

There are two other changes in this version:

- *the replacement of assay values expressed in parts per 100,000 with values in fineness terms; and*
- *in Section 9, a clarification that silver bars produced prior to January 2008 which are outside the current range of 750 to 1,100 troy ounces but within the old wider range of 500-1,250 troy ounces will eventually be phased out.*

The October 2008 edition by contrast was a major revision, the first since April, 2004. It contained new recommendations and specifications which were developed following consultation with Good Delivery Refiners. The new Rules were first circulated to Refiners on the Good Delivery List in July, 2007 and came into effect in January, 2008. The substantive changes in the October 2008 version of the document are the changes to section 6 and Annex I concerning increases in Good Delivery charges and the addition of

***Annex L** which lists companies that can act as facilitators to applications and*

***Annex M** which lists the elements typically determined using spectrographic analysis by LBMA Referees.*

A summary of the main changes in the Rules since the April, 2004 edition can be found at [www.lbma.org.uk/Delivery/GDRules/GD Rules Changes 20100514.pdf](http://www.lbma.org.uk/Delivery/GDRules/GD%20Rules%20Changes%20100514.pdf).

The LBMA recognises that in some instances Good Delivery refiners may need to comply with national standards regarding the production of gold and silver bars. In order to recognise such needs, the LBMA has tried, wherever possible, not to be too prescriptive in formulating these Rules and it is for this reason that some items in the Rules appear as non-mandatory recommendations which are intended to be merely guidance as to best practice.

1. Introduction

The list of acceptable refiners of gold and silver bars in the London bullion market, the "LBMA Good Delivery List", has been developed and is maintained by The London Bullion Market Association ("the LBMA") in order to facilitate the international distribution and acceptability on technical grounds of standard bars produced by those refiners:

- (a) who meet the criteria for inclusion in the list; and
- (b) whose bars have passed the testing procedures laid down by the LBMA.

Standard bars are bars of approximately 400 fine troy ounces for gold and approximately 1,000 troy ounces for silver. Bars are listed at the discretion of the Management Committee of the LBMA, which reserves the right to make any investigations that it deems appropriate into an applicant for listing.

An entry on the List relates to one refinery at one specific location. Separate applications are required if an applicant wishes to register bars produced in refineries situated at different locations.

If a company on the List wishes to change the location of its refinery or the dimensions of, or registered marks on, its standard bars, then it must inform the LBMA in advance, providing all appropriate details. As indicated in Section 7, it must ensure that the dimensions of the modified bar fall within the LBMA's recommendations.

If a company on the List is subject to a substantive change in its ownership or the technology used in refining, it must inform the LBMA accordingly. The LBMA reserves the right in such circumstances to ask the company to submit a new application.

The Good Delivery List is the copyright of the LBMA. Reproduction and dissemination of the List is permitted only with the express written permission of the LBMA and an acknowledgement of the LBMA's copyright.

2. Criteria

The LBMA is unlikely to give favourable consideration to an application for listing unless the following criteria are met:

- (a) the applicant has been in existence for not less than five years and has been involved in refining operations of the metal for which it is applying for Good Delivery status for not less than three years prior to the application;
- (b) the applicant has an established annual refining production (which need not be in the form of standard bars) of not less than 10 tonnes in the case of gold, or not less than 30 tonnes in the case of silver;
- (c) the applicant has a tangible net worth of not less than the equivalent of 10 million pounds sterling or such figure as the LBMA may from time to time determine.

The LBMA believes that the long-term viability of a refinery as well as its ability to meet the required standards of the Good Delivery List depend on it having a certain volume of production as well as a minimum tangible net worth. If a refinery suffers a substantial and sustained fall in refined production relative to the minima mentioned in paragraph (b) above or if its tangible net worth falls significantly below that indicated in paragraph (c) above, it should inform the LBMA of the reasons for the fall and, if appropriate, the likely future development.

3. Procedure for Submission of an Application

An applicant company wishing to apply for Good Delivery status for its refinery must submit an application to the LBMA Chief Executive using the application form given in Annex A. If an applicant company feels that it is in need of a significant degree of assistance in preparing its application it may wish to contact one of the Facilitators listed in Annex L. In such circumstances the applicant should approach a Facilitator directly to negotiate terms and fees for the provision of any assistance to be provided.

The application must be accompanied by a number of documents (which are described in detail in Annex A). These should give a clear description of the ownership, operating history and financial position of the refinery, together with details of the Good Delivery bars produced. The documents include a letter attesting to the applicant's standing from the central bank of the country in which the refinery is located. If, however, the applicant's central bank is unwilling, as a matter of principle, to provide such a letter, then, by agreement with the LBMA, a letter of support from a suitable alternative organisation may be provided instead. Suitable organisations may include government ministries, industry trade associations or well-known commercial banks that are acquainted with the applicant's business and activities.

These documents are required firstly, to provide a general description of the operations at the refinery and the standing of the applicant company; and secondly, to ascertain the ownership structure and in particular to meet the compliance requirements for the setting up of a customer account for the applicant to facilitate the subsequent steps in the assaying of samples and the provision of bars for testing.

The Application Form also includes declarations relating to the applicant's willingness to (a) respond to any complaints from the market about the quality of its bars and (b) have the quality of its refining tested from time to time by the LBMA (by means of the proactive monitoring system).

Documents must be provided in English. In the case of documents originally published in the applicant's local language, an English translation must be provided. Where copies of official

documents are to be provided the LBMA may require such documents to be notarised by a public official.

The LBMA Executive will treat the production data and the contents of the video mentioned in Annex A as confidential. This information will normally only be examined by the LBMA Chief Executive and its technical consultant and, if necessary, by members of the Physical Committee. In no circumstances will the contents of the video be shown to the LBMA's referees.

See attached Annex J for an example of what the LBMA considers to be an acceptable technical line drawing of a bar as is required to be submitted with an application (see attached Annex A for more details).

It should be noted that the application fee of £1,400 + VAT at the current rate, must be paid at the time of the application, either in the form of an accompanying cheque in favour of The London Bullion Market Association or by direct bank transfer to the LBMA bank account including all bank charges. Details of the LBMA's bank account are given in Annex A. The LBMA will issue a corresponding invoice/receipt when the payment has been received (or if required, an invoice in advance). The application fee is non-refundable in the event that an application is unsuccessful, irrespective of the stage reached. Details of the other charges involved are given in Section 6.

The LBMA Chief Executive will normally acknowledge receipt of the application within one working day. As soon as possible after receipt of the application, the Chief Executive will decide on whether the application should be accepted for technical assessment. The Chief Executive will normally consult members of the Physical Committee concerning the application and may, on matters relating to the tangible net worth of the applicant, consult the LBMA's accountants.

The LBMA reserves the right, where this is considered necessary, to arrange a short inspection visit before accepting an application for technical appraisal. The costs of the inspection visit, including business class flights, local subsistence and travel, must be paid for by the applicant. The inspectors will either consist of members of the LBMA's Physical Committee or their suitably qualified colleagues located closer to the applicant's operation.

If, having considered all the information submitted, the Chief Executive and the Physical Committee of the LBMA agree that the application meets all the relevant criteria and should therefore be processed further, the applicant will be so advised and will be required to undertake the following procedures for:

- (a) the examination of its assaying capability, and
- (b) the examination and testing of its bars.

Throughout the application process, the LBMA will act as the intermediary between the applicant and the referees (see list in Annex C) that will be used in the technical assessment stages. The LBMA will also keep accounts in respect of the charges for the two stages of the technical assessment and the bars that the applicant supplies for testing and any other costs involved. The applicant will not be informed of the identities of the referees carrying out the technical assessment and the referees will only be informed of the identity of the applicant when the application has been successfully completed and the applicant advised of the result.

4. Technical Assessment Procedure

4.1 Testing the applicant's assaying capability

The first stage of the testing procedure involves the applicant assaying reference samples provided by the LBMA. The reference samples have been manufactured by the LBMA's panel of referees and cross-checked assayed by at least two other referees. The reference assay values are calculated by the LBMA based on the assays performed on the samples by at least three of the referees.

The reference samples will comprise

- for gold, twenty four samples of approximately 10 grams each within the approximate range 995.0 to 999.9 parts per thousand and

- for silver, ten samples with assay values varying within the approximate range 999.0 to 999.9 parts per thousand.

To initiate the testing phase, the LBMA will request the applicant to pay the Stage 1 fee shown in the Table in section 6. This covers the costs of the reference samples, including the value of the contained gold and/or silver and the LBMA's administrative costs. However, the costs incurred by the LBMA of shipping the samples to the applicant will be charged to the applicant in addition to the fees shown. In order to ensure safe delivery of the samples to the applicant's refinery, the LBMA will, in general, use the services of a security transport company to ship the samples.

When the payment for the Stage 1 fee has been received by the LBMA, the reference samples, each identified by a code number, will be sent to the applicant by the LBMA.

The applicant is required to assay the samples and send a report of its results by email and fax to the Chief Executive of the LBMA. Once the samples have been received by the refinery, the report must be submitted:

- within ten local business days in the case of gold; and
- within five local business days in the case of silver.

Failure to submit the report within this time-frame may result in the application being rejected with the forfeiture of the fees paid.

The assay report should list the reference numbers and show the assay determined for each sample to five significant figures and the applicant's interpretation of the assays to four significant figures, according to the rules shown below.

For the purpose of rounding five-figure assays to four figures, the following principle should be observed (except in the two cases shown below).

If the fifth significant figure is a six or greater, then the fourth significant figure should be rounded up by one.

The first exception is that assays of 999.86 to 999.89 should not be rounded up to 999.9 and should be reported as 999.8.

Secondly, an assay of 999.96 or above should not be rounded up and should be reported as 999.9.

The assay report should also state which method of assaying has been used. It should be noted that the LBMA's referees normally use direct determinations of the assay contents of their gold samples (i.e. corrected fire assay) though in the case of high-value alloys with assays of 999.5 and above, spectrographic analysis may in addition be used. For silver, however, spectrographic analysis is normally used, though the direct method of potentiometric titration may also be employed. Although an applicant may use alternative methods of assaying, these may introduce additional divergences between its assays and those of the referees, which may contribute to a failure to meet the divergence criteria shown in paragraphs (a) and (b) below. Annex M shows the residual elements that LBMA referees will look for in carrying out spectrographic analyses of gold and silver.

All applicants, including those whose standard production is at the 999.9 level, must be able to demonstrate their capability to assay across the range permitted for Good Delivery bars, i.e. approximately 995.0 to 999.9 for gold and 999.0 to 999.9 for silver.

In order to pass the assay test on the samples, the criteria shown below should be met. These are shown in terms of fineness (parts per thousand).

- (a) assays of 999.5 and above should agree to ± 0.05 ; for example, the assay determined on a sample with a reference value of 999.84 would have to fall within the range 999.79 to 999.89;
- (b) assays of less than 999.5 should agree within ± 0.15 ; for example, the assay determined on a sample with a reference value of 996.73 would have to fall within the range 996.58 to 996.88.

However, it will be deemed acceptable if there are not more than a total of three divergences in the case of gold and two divergences in the case of silver from paragraphs (a) and (b) above, provided that all such divergences are no greater than ± 0.25 and that there is no significant bias in the set of results. The final decision by the LBMA on whether an applicant has passed the assay test will be based on an examination of all assay results. In marginal cases, the LBMA may request to see the detailed results of all the trials carried out.

When determining the assay of sample bars using spectrographic methods, the applicant is responsible for identifying all impurity elements contained therein which will determine the final assay. The LBMA does not prescribe detailed procedures or criteria for assaying bars using spectrographic methods but Annex M lists the elements that LBMA Referees will typically determine.

4.2 Submission and testing of sample bars

If the test of the applicant's assaying ability is satisfactory, the applicant will be requested by the LBMA to pay the Stage 2 charges shown in section 6 and then to submit eleven gold and/or silver bars to the LBMA's duty and VAT-free warehouse in London ("the nominated vault"). These bars must conform generally to the specifications and standards laid down by the LBMA (see Sections 7 to 9 below). There are, however, additional requirements for bars submitted for testing

- (a) One of the bars should be stamped with the identifying stamp of the refinery and other marks as listed in sections 7 to 9 below.
- (b) The remaining ten bars should only be stamped with an identifying code provided by the LBMA (such as LBMA10-1-) plus a number from 1 to 10. The code will be supplied to the applicant by the LBMA.
- (c) Although the permitted weight ranges for standard gold and silver bars as indicated in the specifications laid down by the LBMA are quite wide (see Sections 8 and 9 below), the sample bars submitted by the applicant for examination and testing purposes should, unless specifically agreed by the LBMA, be within the weight range of 395 to 405 troy ounces for gold and 900 to 1050 troy ounces for silver.
- (d) Annex H shows the general format for a weight list which should accompany batches of bars for delivery to the London market. However, in the case of the eleven bars provided for assessment purposes by an applicant, slightly different arrangements apply. These bars should be accompanied by a weight list showing,
 - for **gold**, the bar number, brand, gross weight, fineness (to five significant figures and the equivalent rounded to four significant figures) and fine weight in troy ounces; and,
 - for **silver**, the bar number, brand, fineness (to five significant figures and the equivalent rounded to four significant figures) and gross weight in troy ounces.
- (e) The weight list should show weights expressed in troy ounces. However, metric weights will be acceptable subject to agreement with the LBMA, but when the bars are check-weighed in London in troy ounces (using the procedure set out in Annex G) the weights should correspond with the metric weight equivalents shown by the applicant.

Usually the bars must be received by the LBMA's nominated vault within four weeks of the applicant being requested to submit them. Failure to submit the bars within this time-frame may, in the absence of specific agreement by the LBMA, result in an application being terminated with the forfeiture of the fees paid.

The applicant is required to insure the bars on a vault-to-vault basis and is recommended to use one of the carriers in the United Kingdom, nominated by the LBMA (see list at Annex E), for transporting the bars from the point of entry into the United Kingdom to the nominated vault. All transportation and insurance costs are payable by the applicant.

The LBMA's nominated vault will check-weigh the sample bars against the accompanying weight list (see paragraph (e) above). A representative of the LBMA will check the bars against the photograph and scale technical drawing submitted with the application (see Annex A) and, together with two representatives of the clearing vaults, will then carry out an initial visual examination of the bars. If

found to be satisfactory, five of the unmarked sample bars will then be sent for testing to each of two referees appointed by the LBMA.

The two referees will independently examine the bars. The first phase of testing involves visual inspection, weighing and assaying of cut and / or drill samples taken from each of the bars. The referees will then perform full melt assays on four of the five bars, holding one bar each in reserve.

In addition to these tests, the referees will carry out a full spectrographic analysis on a cut sample of the remaining un-melted bar, in order to determine the levels of impurities and thence to give an opinion on whether any of these are present in amounts that would be considered deleterious. The LBMA does not set maximum acceptable levels for impurities but seeks to ensure that they are within appropriate limits and the referees' reports will include their evaluation of the impurities found in this regard.

5. Results

An applicant must satisfy the Physical Committee of the LBMA that it has met all the above criteria and testing requirements before it can be included in the list of acceptable refiners.

When the Physical Committee has approved an application for listing, the Chief Executive of the LBMA will inform the applicant. The Chief Executive will arrange for the applicant's details to be included on the Good Delivery List and will prepare and send to the applicant a certificate marking its acceptance onto the List.

6. Charges and Accounting

Fees are levied by the LBMA for a Good Delivery application to cover the costs of the LBMA and the work of the referees. Such fees may be reviewed by the LBMA at any time but not retrospectively once an application has commenced. Currently the total fee, excluding VAT, amounts to £26,000 for gold and £19,000 for silver. The fees are payable in three tranches:

Fees Payable by Good Delivery Applicants (in £ sterling – subject to VAT where indicated)

Fees (all fees are payable to the LBMA)	Gold	Silver
On Application (plus VAT at the applicable rate)	1,400	1,400
Stage 1: Assay Test (not normally subject to VAT)	11,500	4,500
Stage 2: Testing of Applicant's bars (not normally subject to VAT)	13,100	13,100
Total	26,000	19,000

The above-mentioned fees are payable in advance at each stage. The fees shown for Stage 1 cover the cost of the samples (including their metal content) provided to the applicant but not the cost of shipping incurred by the LBMA (which will be charged in addition to the fees shown). In the event of an applicant not progressing to the next stage, for whatever reason, no part of the fees already paid is refundable. But in such situations, no fees are payable for the next stage.

Once the tests have been completed, the after-melting weight and fine troy ounce content for gold or troy ounce content for silver of the sample bars supplied by the applicant will be notified to the applicant by the LBMA. By separate arrangement with the LBMA, the gold or silver may be sold and the proceeds credited to the applicant. Alternatively, an equivalent weight of gold or silver can be made available to the applicant (subject to the settlement of all outstanding fees) on a loco London basis by book transfer through the London bullion market clearing mechanism.

7. General Specifications for Good Delivery Bars

The LBMA's recommended specifications for Good Delivery bars are shown below. Detailed requirements for gold and silver Good Delivery Bars are given in the Sections 8 and 9 respectively. The LBMA considers that the appearance of bars is important, firstly because of the technical reasons described below and secondly because the maintenance of high standards of surface finish indicates a

good level of quality control in general. A poor bar appearance might, on the other hand, suggest that standards of refining or assaying are less than desired.

Changes to Bar Dimensions or Marks

A refiner intending to change either the marks on the bars or the bar dimensions must give the LBMA at least two months notice of the change and provide a technical drawing of the proposed new bar and the date on which it is intended to be introduced. When the drawing has been approved and the bar has gone into production, the refiner must send to the LBMA photographs of the new bar in plan and perspective views (3 copies of each). See Annex A for a description of the required drawing and photographs.

The bar dimensions shown in sections 8 and 9 are mandatory for new refiners. For refiners already listed whose bars are outwith these dimensions, their bars will continue to be acceptable. However, if a refiner wishes to change either the dimensions or marks on the bars, it must ensure that the new bars have dimensions within the recommended range. If a refiner is only intending to change the marks without changing the dimensions, the LBMA will allow it a grace period of 6 months to change the dimensions so that existing moulds can be used while new moulds are obtained.

Non-Good Delivery Bars

If bars are produced in the general form of Good Delivery bars, but due to their intended use (for example bars produced for and delivered directly to an industrial customer for use as a raw material) they do not meet the Good Delivery specifications (for example, inferior appearance or sub-standard bar marks) then the Good Delivery refiner must stamp the bars NGD (meaning Non Good Delivery) in close proximity to the LBMA-approved manufacturer's mark.

General Description of Good Delivery Bars

Weighing: Bars should be weighed in accordance with the procedure laid down by the LBMA (see Annex G "Weighing, Packing and Delivery Procedures for Gold and Silver Bars")

Shape: Bars must be cast in open moulds and be ingot-shaped (i.e. with the top surface larger than the bottom surface). A bar should be produced at a single pouring so as to avoid any layering. Bars must be easy and safe to handle and convenient to stack with, in the case of gold bars, the larger (top) surface showing the marks and in the case of silver bars the top surface or end of the bar, as detailed below, showing the marks. It is important that the edges of the bars must not be sharp, so as to avoid the risk of injury during handling. As from 1st January, 2008, the use of closed or gated moulds was no longer permitted for the production of Good Delivery bars.

Appearance: Bars must be of good appearance. Faults that must be avoided, especially on the top surface of a bar, are irregularities such as surface cavities, cracks, holes or blisters (debris and water can accumulate in such irregularities which can affect the weight of the bar and, accumulated water can cause an explosion when the bars are melted) and excessive shrinkage (i.e. the concavity of the top face of the bar and any concentric cooling rings must not be such that it makes it difficult to either apply or read the bar marks or in the case of concavity bars become unstable when stacked on top of each other). The sides and bottom (smaller) surface should be smooth and free from cavities, lumps and layering.

Marks: Gold bars must be marked on the larger surface (the cast surface at the top of the mould) of the two main surfaces of the bar. This is the surface that would normally be uppermost when the bars are stacked. Silver bars may be marked on the larger surface of the two main surfaces of the bar or on the end of the bar if marked using a dot matrix (pneumatic punching) method so that the marks can be read from the top edge downwards (see attached Annex K). The marks should include the stamp of the refiner (which, if necessary for clear identification, should include its location), the assay mark (where used), the fineness, the serial number (which must not comprise of more than eleven digits or characters) and the year of manufacture as a four digit number unless incorporated as the first four digits in the bar number. If bar numbers are to be reused each year, then it is strongly recommended that the year of production is shown as the first four digits of the bar number although a separate four digit year stamp may be used in addition. If bar numbers are not to be recycled each year then the year of production must be shown as a separate four digit number. Marks should be clear and the height of characters used should be a minimum of 12.5 mm. Marks may

be applied to bars either by using conventional stamping or by dot matrix (pneumatic punching), provided always that if pneumatic punching is used the marks must be no less clear and at least as durable as if conventional stamping had been used.

Weight Stamps: It is strongly recommended that weights should not be stamped on Good Delivery bars. The reason for this is that when bars are weighed in London by an LBMA approved weigher their weights, which may be different, will prevail, and also any adjustment to the weight of a bar caused by future handling or sampling would necessitate alteration to the mark. If bars are so stamped, the unit of weight must be shown.

If bars are delivered in to the London market and the recipient vault is of the opinion that the bars do not conform to the above requirements the recipient vault may ask the LBMA to appoint independent inspectors to examine the bars and express an opinion as to whether the bars are acceptable for Good Delivery purposes. For the avoidance of doubt, any proposed recipient of bars has, irrespective of any view expressed by an inspector on the condition of a bar, the absolute right to refuse to accept delivery of a bar if its vault manager considers that the bar does not meet the Good Delivery standards as set out in these Good Delivery Rules.

8. Specifications for a Good Delivery Gold Bar

The physical settlement of a loco London gold trade is a bar conforming to the following specifications:

- Weight:** minimum gold content: 350 fine troy ounces (approximately 10.9 kilograms)
maximum gold content: 430 fine troy ounces (approximately 13.4 kilograms)
- The gross weight of a bar should be expressed in troy ounces, in multiples of 0.025, rounded down to the nearest 0.025 of a troy ounce.
- Dimensions:** the recommended dimensions for a Good Delivery gold bar are approximately as follows:
- | | | |
|---------------|------------------|------------------------|
| Length (Top): | 250 mm +/- 40 mm | Undercut *: 7% to 15% |
| Width (Top): | 70 mm +/- 15 mm | Undercut *: 15% to 30% |
| Height: | 35 mm +/- 10 mm | |
- * The undercut refers to the degree of slope on the side and ends of the bar and is calculated by deducting the dimension of the bottom edge of the bar from the dimension of the top edge and dividing the result by the top edge dimension multiplied by one hundred to obtain the percentage undercut.
- Fineness:** the minimum acceptable fineness is 995.0 parts per thousand fine gold.
- Marks:** Serial number (see additional comments in section 7 above)
Assay stamp of refiner
Fineness (to four significant figures)
Year of manufacture (see additional comments in section 7 above)

9. Specifications for a Good Delivery Silver Bar

The physical settlement of a loco London silver trade is a bar conforming to the following specifications:

- Weight:** minimum silver content: 750 troy ounces (approximately 23 kilograms)
maximum silver content: 1100 troy ounces (approximately 34 kilograms)
- However, it is recommended that ideally refiners should aim to produce bars within the following weight range;
- minimum silver content: 900 troy ounces (approximately 29 kilograms)
maximum silver content: 1050 troy ounces (approximately 33 kilograms)
- Bars produced prior to 1st January 2008 having a weight in the former wider range of 500 to 1250 troy ounces will continue to be acceptable for the time being though

it is expected that these will eventually be phased out when the number of such bars in the London vaults has declined to nearly zero.

The gross weight of a bar should be expressed in troy ounces in multiples of 0.10, rounded down to the nearest 0.10 of a troy ounce.

Dimensions the recommended dimensions for a Good Delivery silver bar are approximately as follows:

Length (Top):	300 mm +/- 50 mm	Undercut: * 7% to 15%
Width (Top):	130mm +/- 20 mm	Undercut: * 15% to 30%
Height:	80 mm +/- 20	

* The undercut refers to the degree of slope on the side and ends of the bar and is calculated by deducting the dimension of the bottom edge of the bar from the dimension of the top edge and dividing the result by the top edge dimension multiplied by one hundred to obtain the percentage undercut.

Fineness: the minimum acceptable fineness is 999.0 parts per thousand silver.

Marks: Serial number (see additional comments in section 7 above)
Assay stamp of refiner
Fineness, expressed to either three or four significant figures
Year of manufacture (see additional comments in section 7 above)

10. Proactive Monitoring

The LBMA operates a system of monitoring the quality of the production and assaying ability of refiners on the Good Delivery List. This involves refiners providing on request a dip sample from a normal production melt which will be check-assayed by one of the LBMA's referees. Special arrangements apply to gold refiners which only produce and market "four-nines" gold. Normally refiners will be subject to monitoring once every three years. A newly listed refiner would not normally be monitored within the first three years of being listed. A separate paper "Proactive Monitoring Procedures and Criteria" for the proactive monitoring of Good Delivery refiners describes the operation of the system in detail and is included as Annex I.

10.1 Annual Monitoring Fee

In order to pay for the costs involved in the testing required for proactive monitoring each refiner on the Good Delivery List must pay an annual monitoring fee to the LBMA (of £1,000 per metal with effect from 1st January, 2009). However, the monitoring fee for refiners which are either Members or Associates is included in their annual Membership or Associateship fees. Full membership of the LBMA costs £6,000 per year and Associateship costs £2,500 per year. All the above amounts are subject to UK Value Added Tax where applicable.

11. Retesting of Bars

The LBMA reserves the right when appropriate to ask refiners on the Good Delivery List to submit bars for testing if, in its opinion, a refiner is unable to demonstrate the required competence in assaying (as revealed by the proactive monitoring system) or if the appearance of a refiner's bars gives cause for concern. At its discretion, the LBMA may request a refiner to send two bars to a London vault for inspection and testing.

11.1 Testing Method

The methods of inspection and testing specified in section 4.2 of these Rules will generally be followed.

11.2 Charges

The refiner will be required to pay for the cost of insurance and shipping the bars to the London vault. If a subsequent inspection by a panel of clearing vaults or other specialists appointed by the LBMA is satisfactory, the LBMA will charge the refiner the sum of £2,000 plus VAT as applicable. However, should the vault inspection indicate the need for further testing of the bars by the LBMA's referees,

then an additional charge of up to £8,000 plus VAT as applicable will be levied to cover the cost of shipping the bars to the referees and the testing of the bars by the referees.

11.3 Further Information

Any questions or requests for further information about the Good Delivery List, specifications or application procedures should be addressed to the Chief Executive of the LBMA.

May, 2010

Annex A – Application Form for Good Delivery Listing

GOLD/SILVER †

Name of Refinery

.....

Address of Refinery.....

.....

.....

Name of Company and address of Head Office if different from those of Refinery

.....

.

.....

.....

Contact name, title and address to which correspondence should be addressed

.....

.....

.....

Telephone No:

Fax No:

E-mail:.....

† Delete as applicable.

Please complete a separate Application Form for gold and silver if both metals are applied for.

See overleaf for documents and payment to be enclosed.

Documents and other information to be enclosed

Unless otherwise specified, the documents must be in English and if provided as a translation into English, they should in each case be authenticated, in a manner acceptable to the LBMA, as being a true translation of the original document.

1. A letter of support from the applicant's central bank, attesting to the financial standing of the applicant. If it is not possible to obtain such a letter, the applicant should explain the reason for this and provide an equivalent letter of support from a suitable alternative organisation (to be approved in advance by the LBMA) such as a government ministry or a major, well-known, commercial bank.
2. Certificate of Incorporation (or Certificate of Trade)
3. Latest published annual report and audited financial statements for the most recently available annual accounting period. If these documents are not officially published in English, a translation of the following into English should be provided:
 - Auditor's letter approving the Accounts
 - Balance Sheet
 - Profit and Loss Account
4. Description of the structure of the Company's ownership, including:
 - List of five principal shareholders, with their addresses and shareholdings
 - List of all directors
5. History and description of the company's business and refining operations, including:
 - exact location of refining plant
 - history of refining operations at the plant
 - a general description of the main sources of feedstock
 - a brief description of the main refining processes used
 - a general description of the main customers for the refinery's main products
 - a description of the methods and equipment used for assaying gold and/or silver
6. Figures for the last three years' annual production of refined gold/silver
7. Estimate of next two years' annual production of refined gold/silver
8. Illustrations of the gold/silver Good Delivery bar as follows;
 - An electronic high quality high resolution coloured digital image in the form of a jpg file (pixel dimensions should be in the order of 2700 by 1800) showing the detailed bar marks on the face of the bar, the bar marks should be clear and in focus
 - An electronic high quality high resolution coloured digital image in the form of a jpg file (pixel dimensions should be in the order of 2700 by 1800) showing the bar in three dimensional view with the bottom surface of the bar uppermost
 - Three high quality hard copies of each of the above (**not copies reproduced on ordinary quality paper using an inkjet printer**) or alternatively three high quality colour photographs (size 18 cms x 12 cms) showing the face of the bar and three dimensional view as described above
 - a fully dimensioned, black and white scale technical drawing on A4 size paper. This should show the location of the marks on the main surface and a detailed view of the marks (see Annex J as an example)
 - a detailed description of the applicant's logo appearing on the bars explaining what the individual characters and / or symbols represent
 - a statement confirming whether bar numbers are re-cycled each year and an explanation of what the individual digits within the bar number represent.

9. Short Video (preferably on DVD or alternatively on a VHS, PAL format videotape) showing the plant and operating techniques used in the refinery. This should also show the assaying laboratory, including the equipment used for both instrumental and manual methods. The commentary should either be in English or English subtitles should be provided.
10. Sterling cheque for £1,645 (£1,400 + £245 VAT) in favour of the London Bullion Market Association or confirmation of the payment direct to the LBMA's bank account.

DECLARATION

(To be signed by a Director/Authorised Officer of the Applicant, as appropriate.)

To: The London Bullion Market Association

We confirm that we have read the LBMA paper on The Rules for Good Delivery Gold and Silver Bars which sets out the specifications and procedures applied by the LBMA for the examination of the assaying capability and the testing of bars of Applicants for Good Delivery status. We also agree that this procedure should be applied to assess our melting and assaying capability and that, in order to be included by the LBMA in the list of Acceptable Refiners, we must satisfy the Management Committee of the LBMA that we have met the criteria and requirements of the tests laid down in the Procedures.

We agree to pay the initial application fee of the LBMA with this application, and those fees subsequently payable during the course of the testing procedures whether or not our application is successful.

We agree that if accepted onto the Good Delivery List, we will respond appropriately to any complaints from the market about the quality of our bars.

We agree that if accepted onto the Good Delivery List, we will submit to regular proactive monitoring.

Please declare (a) or (b)

- (a) We are not a Member or Associate of the LBMA and agree to the payment of an annual monitoring fee in respect of continuing membership of the Good Delivery List
- (b) As a Member/Associate of the LBMA, we understand that the annual Good Delivery List monitoring fee will be included as part of the annual charge for Membership/Associateship

For and on behalf of:

.....
(Name of Applicant Company)

Signature of Director/Authorised Officer.....

Name in BLOCK letters

Date.....

This application, together with all supporting documents, should be sent to:

The Chief Executive
The London Bullion Market Association
13/14 Basinghall Street
London EC2V 5BQ
United Kingdom

LBMA Bank Account Details:
HSBC Bank plc, 28 Borough High Street, London, SE1 1YB
Account Name: London Bullion Market Association
Current Account Number: 72017180
Sort Code: 40-06-21
IBAN Code GB87MIDL40062172017180
BIC Code MIDLGB22

Annex B – LBMA Vaults

Market Making Members of the LBMA who also provide bullion vaulting and clearing services to third parties

Company	Address
Barclays Bank PLC	Barclays Capital 5 The North Colonnade Canary Wharf London E14 4BB
Deutsche Bank AG London	Winchester House 1 Great Winchester Street London EC2N 2DB
HSBC Bank USA NA London Branch	8 Canada Square London E14 5HQ
JP Morgan Chase Bank	125 London Wall London EC2Y 5AJ
The Bank of Nova Scotia – Scotia Mocatta	Scotia House 33 Finsbury Square London EC2A 1BB
UBS AG	100 Liverpool Street London EC2M 2RH

Annex C – Referees

List of Approved Good Delivery Referees

The following companies have been appointed as Referees to the LBMA Good Delivery system.

Inclusion in this list does not constitute or imply any representation or warranty by the LBMA as to creditworthiness or as to the services or goods supplied or quality or compliance with any specification relating thereto. No liability for direct or consequential loss, howsoever caused, whether by negligence or otherwise, whether by use of this list or reliance thereon, is accepted by the LBMA.

Company

Argor-Heraeus SA

Metalor Technologies SA

PAMP SA

Rand Refinery Limited

Tanaka Kikinzoku Kogyo K.K.

Annex D – Supervisors

List of Approved Good Delivery Supervising Companies

The following companies have been appointed as Supervisors to the LBMA Good Delivery system.

Inclusion in this list does not constitute or imply any representation or warranty by the LBMA as to creditworthiness or as to the services or goods supplied or quality or compliance with any specification relating thereto. No liability for direct or consequential loss, howsoever caused, whether by negligence or otherwise, whether by use of this list or reliance thereon, is accepted by the LBMA.

Company	Address	Contact Details
Stewart Inspection and Analysis Limited	Caddick Road Knowsley Business Park Prescot L34 9HP United Kingdom	T: +44 (0) 151 548 7777 F: +44 (0) 151 548 0714 E-mail: andrew.smith@stewartgroupglobal.com paul.scales@stewartgroupglobal.com
Inspectorate International Limited	2 Perry Road Witham Essex CM8 3TU United Kingdom	T: +44 (0) 1376 515 081 F: +44 (0) 1376 520 819 E-mail: info@inspectorate.co.uk For the attention of Paul Alston

Annex E – List of Security Transport Companies

List of Security Transport Companies that are Members of the LBMA

Inclusion in this list does not constitute or imply any representation or warranty by the LBMA as to creditworthiness or as to the services or goods supplied or quality or compliance with any specification relating thereto. No liability for direct or consequential loss, howsoever caused, whether by negligence or otherwise, whether by use of this list or reliance thereon, is accepted by the LBMA.

Company	Address	Contact Details
Brink's Limited	Unit 1 Radius Park Faggs Road Feltham Middlesex TW14 0NG United Kingdom	Tel: +44 (0) 20 8818 0659 Fax: +44 (0) 20 8818 0692 Contact name: Mr Simon Churchill Sales Executive, Precious Metals Email: simon.churchill@brinksinc.com
G4S International	4th Floor 1-3 College Hill London EC4R 2RA United Kingdom	Tel: +44 (0) 20 7776 1300 Fax: +44 (0) 20 7776 1301 Contact name: Mr Andrew Wylie, Managing Director Email: andy.wylie@sivt.securicor.com
VIA MAT International Limited	Unit 13, Shepperton Business Park, PO Box 92 Govett Avenue Shepperton Middlesex TW17 8UQ United Kingdom	Tel: +44 (0) 1932 230130 Fax: +44 (0) 1932 230231 Contact name: Mr Graham Tuck or Ms Andrea Leszczynski Email: graham.tuck@viamat.com andrea.leszczynski@viamat.com

Annex F – Approved Weighers

List of Approved Weighers of Gold and Silver Bars

The following is a list of weighers of gold and silver bars whose weighing facilities, procedures and capability meet the standards required by the LBMA.

Inclusion in this list does not constitute or imply any representation or warranty by the LBMA as to creditworthiness or as to the services or goods supplied or quality or compliance with any specification relating thereto. No liability for direct or consequential loss, howsoever caused, whether by negligence or otherwise, whether by use of this list or reliance thereon, is accepted by the LBMA.

Company	Address
Bank of England (Gold only)	Threadneedle Street London EC2R 8AH
Brink's Limited	Arnold House 36/41 Holywell Lane London EC2P 2EQ
Britannia Refined Metals Limited (Silver only)	Botany Road Northfleet Gravesend Kent DA11 9BG
Deutsche Bank AG	Winchester House 1 Great Winchester Street London EC2N 2DB
HSBC Bank USA London Branch	Level 4 8 Canada Square London E14 5HQ
JBR Recovery Limited (Silver only)	Argentor House Oldbury Road West Bromwich B70 9BS
Johnson Matthey PLC	Precious Metals Division 2 Orchard Road Royston Herts SG8 5HE
JP Morgan Chase	125 London Wall London EC2Y 5AJ

List of Approved Weighers of Gold and Silver Bars (continued)

Company	Address
Thesco Limited (Silver only)	Royds Mills Windsor Street Sheffield S4 7WB
Via Mat International	Unit 13 Shepperton Business Park P O Box 92, Govett Avenue Shepperton Middlesex TW17 8UQ

Annex G – Weighing, Packing and Delivery Procedures

1. Weighing procedures

(a) Gold

Bars are weighed on a beam balance using brass or stainless steel weights of various sizes that are regularly inspected by the Inspector of Trading Standards. It is also acceptable to use an equal-arm magnetically damped precision balance or a modification unit to add magnetic damping to an existing beam balance.

If brass weights are used it is expected as a minimum requirement that a 400 troy ounce stainless steel weight is regularly used to cross-verify the accuracy of the 400 troy ounce brass weight. It is increasingly being recognised in the market that brass weights are susceptible to wear and tear and are not as accurate on an ongoing basis as stainless steel weights. The LBMA therefore recommends that, for the weighing of gold, all weights up to 50 ounces and the 400 ounce weight should be of stainless steel in preference to brass.

It is the practice of the LBMA and the London market to weigh gold bars in multiples of 0.025 of a troy ounce and therefore this is the smallest weight used.

For a gold bar to ‘turn the scale’ it is necessary for the bar to cause the indicator needle on the beam balance to move a minimum of two divisions in favour of the bar when the correct weight is placed on the scales.

A division on a gold beam balance corresponds to 0.001 of a troy ounce. A gold bar must therefore weigh at least 0.002 of a troy ounce over the stated multiple of 0.025 for a bar to be said to ‘turn the scale’.

If a bar does not ‘turn the scale’ then the weight is reduced by 0.025 of a troy ounce.

While it is recognised that other procedures for weighing exist, the above procedure will be used in determining the weight of gold bars delivered into the London market.

(b) Silver

Bars are weighed on either a beam balance or an electronic balance.

Beam Balance

Brass or stainless steel weights of various sizes should be used and these should be regularly inspected by the Inspector of Trading Standards.

It is the practice of the LBMA to weigh silver bars in multiples of 0.10 of a troy ounce and therefore this is the smallest weight used.

For a silver bar to ‘turn the scale’ it is necessary for the bar to cause the indicator needle on the beam balance to move a minimum of two divisions in favour of the bar when the correct weight is placed on the scales.

A division on a silver beam balance corresponds to 0.002 of a troy ounce. A silver bar must therefore weigh at least 0.004 troy ounce over the stated multiple of 0.10 for a bar to be said to ‘turn the scale’.

If a bar does not ‘turn the scale’ then the weight is reduced by 0.10 of a troy ounce. While it is recognised that other procedures for weighing exist, the above procedure for a beam balance will be used in determining the weight of silver bars delivered into the London Market.

Electronic balance

Where an electronic balance is used for weighing silver bars it should comply with the following criteria.

- (1) capable of weighing silver from 500 ounces to 1,250 troy ounces;
- (2) European Union Verification interval no greater than 0.1 troy ounce;

- (3) readability less than 0.1 troy ounce;
- (4) internal calibration weight which can be activated automatically or via keyboard – calibration should be undertaken on a daily basis;
- (5) maximum eccentricity error not greater than 0.02 troy ounce;
- (6) maximum linearity deviation not greater than 0.02 troy ounce;
- (7) repeatability not greater than 0.02 troy ounce;
- (8) uncertainty of calibration measurement less than 0.05 troy ounce;
- (9) capable of Weights and Measures Verification for weighing silver (i.e. a Class I or II balance/scale having a National or EU Type approval certificate);
- (10) calibrated with an inbuilt factor of not less than 0.004 troy ounce in favour of the bar. It is recommended that the calibration is periodically checked using external stainless steel Class F1 weights complying with Organisation Internationale de Métrologie Légale (OIML) standard RIII.

An electronic balance should remain powered continuously. If for any reason the balance has been disconnected from the mains or switched off, it should not be used until it has been powered for at least one hour.

Where silver is weighed on an electronic balance the inbuilt factor of 0.004 troy ounce in the calibration will always necessitate rounding down to the next 0.10 troy ounce including in those special cases where the reading on the scale is .00 troy ounce (e.g. a bar showing a weight of 1009.00 would be declared as 1008.90 troy ounces).

2. Delivery and Packing

The LBMA recommends the following good market practice for delivery and packing.

(a) Gold and Silver

A buyer or other party taking delivery of metal may not, in the absence of express contrary agreement with the party making the delivery, stipulate any particular brand when taking delivery.

If a tendered brand meets the specifications for Good Delivery but does not suit the requirements of the party looking to take delivery, then, in the absence of express contrary agreement with the party making delivery, the party looking to take delivery will be responsible for meeting the cost of melting and/or refining.

Bars not conforming to the specifications set out in Sections 7, 8 and 9 of these rules may be sold or delivered on the market, but the party delivering such bars will be responsible for meeting the cost of making them Good Delivery.

All physical metal delivered into, or within, the London market should be packed in a safe manner on a suitable pallet, normally constructed of sturdy wood that is in a good, safe condition. Such pallets should have the following dimensions, length 700mm, width 600mm height 150mm and the wood should be at least 25mm thick and a gap of at least 100 mm is also required to allow standard fork lifting equipment to move the loaded pallet. Each pallet should be capable of carrying one ton (the recommended maximum per pallet) and the pallets should be capable of being stacked six pallets high. All pallets should be heat treated, fumigated and carry a mark to prove this without which the pallets could be rejected by customs. Plastic pallets and pallets constructed from dry, brittle or poor quality timber are not considered suitable. Bars should be adequately strapped so that if being moved and brought to a sudden halt or subjected to a sudden change of direction the bars will not topple with the forward or sideways generated momentum. It is preferable that the bars are protected with bubble wrap, corrugated cardboard or similar material, to prevent bars rubbing together when in transit. It is not necessary to wrap bars individually.

Gold bars should, if packed individually or two bars to a box, be packed in wooden, plastic or fibre boxes and strapped to a pallet whilst in transit. Each box should have a unique reference number.

Alternatively gold bars may be packed, maximum 40 bars (approximately 500 kilos) on a pallet having been placed in a plastic box (sometimes referred to as a “tote”). The box should be nailed to the base of the pallet with the lid having holes to accommodate metal pull-tight seals at each corner to seal the box. Suitable metal or nylon banding should be used to band the box itself.

With silver no more than 20 tons should be loaded in any single container.

Bars should ideally be packed in the order in which they appear on the relevant weight list. Weight list must be legible and should be printed, rather than handwritten, with bar details being indelible. Weight list should be dated and indicate whether the metal has been weighed by an approved LBMA weigher.

A copy of the weight list produced by an LBMA approved weigher (see sample in Annex H) should be attached to the bars. The inclusion of such a list should be taken as confirmation that the bars have been weighed in London in accordance with the London Weighing Procedures.

If the bars have not been weighed by an LBMA approved weigher, the party taking delivery may charge the party delivering the bars for weighing at a rate to be mutually agreed.

A London vault-holder shall have the absolute right to decide who is permitted access to its premises to collect or deliver bullion bars. A party arranging to deliver or collect bars from a London vault should advise the vault-holder of the vehicle registration and driver’s identity. The party giving up control of the bars shall be entitled to a receipt in respect thereof in the absence of express written agreement to the contrary.

If the above criteria are not met the London vault-holder shall be entitled to reject or refuse delivery, any costs associated therewith being for the other party’s account.

3. LBMA Approved Weighers

The LBMA has drawn up and maintains a list of Approved Weighers, (attached as Annex F).

If a weighing dispute should arise, it will be referred by the Physical Committee to an LBMA approved weigher not associated with the dispute who will express a non-binding view as to who is responsible for any weight difference.

4. Further information

Any questions or requests for further information about the weighing, packing and delivery procedures for gold and silver bars should be addressed to the Chief Executive of the LBMA.

Annex H – Sample Weight Lists

The following information should appear on a weight list accompanying gold and silver bars:

GOLD

<u>Serial Number</u>	<u>Brand Code</u>	<u>Gross weight (troy ounces)</u>	<u>Assay</u>	<u>Fine Weight (troy ounces *)</u>
123456	ABC	401.125	995.8	399.440

***Notes:**

In cases where the refinery weighs in kilograms, the method of conversion to a troy ounce basis conforming with the method of weighing used in London is shown overleaf.

The fine weight for gold should be shown, as above, to three places of decimals. The method of calculation and rounding is shown in detail on the following page. Only if the fourth decimal is a 9 should the third decimal be increased by 1.

SILVER

<u>Serial Number</u>	<u>Brand Code</u>	<u>Gross Weight (troy ounces *)</u>	<u>Assay</u>
234567	XYZ	1,164.900	9990

*** Notes Applying to both Gold and Silver:**

If the weight is measured in troy ounces, it is not necessary to show the kilogram equivalent. However, if the company weighs in kilograms, the weight list should show both the kilogram weight and the equivalent figure in troy ounces (rounded to three places of decimals) using the method of conversion and rounding shown on the following pages using the standard LBMA conversion factor of:

$$1 \text{ troy ounce} = 0.0311034768 \text{ kilograms}$$

For Good Delivery Applications only, the weight list should show both the four and five figure assay values of the individual bars

Annex H – Sample Weight Lists (Continued)

The following tables show how to calculate gross weight in troy ounces based on an initial kilogram weighing and in the case of gold, how to calculate the rounded fine weight. Only the columns with bold headings need to be shown on the weight list accompanying the bars. The other columns are to show the method of converting and rounding that should be used.

Gold

(1)	(2)	(3)	(4)	(5)	(6)	(7)	(8)	(9)	(10)	(11)	(12)	(13)
Serial Number	Maker's Brand	Original Gross Weight kg	Initial Conversion to troy ounces	Column (4) Rounded to nearest 0.001 troy ounces	Less 0.002 for scale turning troy ounces	Gross Weight (Column (6) Truncated down to nearest 0.025 troy ounces)	Assay	Unrounded Fine Weight troy ounces	Truncated Fine Weight troy ounces	Rounded Fine Weight troy ounces	Rounding-up factor (must be >= 900)	Notes on Rounding
123	XYZ	12.5117	402.260496	402.260	402.258	402.250	0.9958	400.560550	400.560	400.560	550	Col (5) is not rounded up as 4 th decimal of column (4) <5
124	XYZ	12.5114	402.250851	402.251	402.249	402.225	0.9958	400.535655	400.535	400.535	655	Col (5) is rounded up as 4 th decimal of col (4) is >=5
125	XYZ	12.4749	401.077348	401.077	401.075	401.075	0.9958	399.390485	399.390	399.390	485	Col (6) is not further truncated as it is an exact multiple of 0.025
126	XYZ	12.4280	399.569478	399.569	399.567	399.550	0.9958	397.871890	397.871	397.871	890	Col (9) is not rounded up as the 4 th decimal is < 9
127	XYZ	12.4270	399.537328	399.537	399.535	399.525	0.9958	397.846995	397.846	397.847	995	Col (9) is rounded up as the 4 th decimal is > 9

The table above shows how to convert a dead weight in kilograms to troy ounces as would be performed on a beam balance in the London Bullion Market

Notes:

1. If the weight is initially measured in troy ounces, it is not necessary to show the kilogram equivalent.
2. Columns (4)-(6), (9), (10) and (12) do not need to be shown on the Weight List. They are included here in order to illustrate the method used in arriving at the figures in columns (7) and (11).
3. When the original weight is measured in kilograms, the figure in column (4) is calculated by dividing the kilogram weight in column (3) by the conversion factor 1 troy ounce = 0.0311034768 .
4. The figure in column (5) is derived from column (4) by rounding to the nearest 0.001 troy ounce using the normal rule of rounding up if the fourth decimal before any rounding is 5 or greater.
5. The figure in column (6) is derived by subtracting 0.002 troy ounce from the figure in column (5). See Section 1 of Annex G on weighing procedures. The adjustment in column (6) is not required if the initial kilogramme weighting (column (3)) already reflects the metric equivalent of 0.002 troy ounces.
6. The figure in column (7) is derived by truncating the figure in column (6) down to the nearest 0.025 troy ounces.
7. The unrounded fine weight for gold in column (9) is calculated as the product of columns (7) and (8).

Good Delivery Rules

Annex H – Sample Weight Lists

8. If the rounding factor shown in column 12 is 900 or more, the truncated fine weight – shown in column (10) - is increased by 0.001 to give the rounded fine weight in column (11). The factor in column (12) is derived from the 4th, 5th and 6th decimal digits of the figure in column (9).

Silver

(1)	(2)	(3)	(4)	(5)	(6)	(7)	(8)	(9)
Serial Number	Maker's Brand	Original Gross Weight kg	Initial Conversion to troy ounces	Rounding of Column (4) to nearest 0.001 troy ounces	Less 0.004 for scale turning troy ounces	Gross Weight (Column (6) Truncated down to nearest 0.1 troy ounce)	Assay	Notes on Rounding
345	XYZ	33.1160	1,064.70412	1,064.704	1,064.700	1,064.7	0.9991	Col (7) is not further truncated as the figure in col (6) is an exact multiple of 0.1
346	XYZ	33.1018	1,064.24758	1,064.248	1,064.244	1,064.2	0.9991	The figure in col (4) is rounded up to the figure in col (5) because the 4 th decimal is >=5
347	XYZ	33.1159	1,064.70091	1,064.701	1,064.697	1,064.6	0.9991	Following the deduction of 0.004, decimal part of the figure in col (6) (.697) must be truncated to .600 to give the figure in col (7)

The table above shows how to convert a dead weight in kilograms to troy ounces as would be performed on a beam balance in the London Bullion Market

Notes:

1. If the weight is measured in troy ounces, it is not necessary to show the kilogram equivalent.
2. Columns (4) -(6) do not need to be shown on the Weight List. They are included here in order to illustrate the method used in arriving at the figures in column (7).
3. When the original weight is measured in kilograms, the figure in column (4) is calculated by dividing the kilogram weight by the conversion factor 1 troy ounce = 0.0311034768 kilograms.
4. The figure in column (5) is derived from column (4) by rounding to the nearest 0.001 troy ounce using the normal rule of rounding up if the fourth decimal before any rounding is 5 or greater.
5. The figure in column (6) is derived by subtracting 0.004 troy ounce from the figure in column (5). See Section 1 of Annex G on weighing procedures. . The adjustment in column (6) is not required if the initial kilogramme weighing (column (3)) already reflects the metric equivalent of 0.004 troy ounces.
6. The figure in column (7) is derived by truncating the figure in column (6) down to the nearest 0.1 troy ounces.

Annex I – Proactive Monitoring – Procedures and Criteria

1. Introduction

In November, 2001, the LBMA Management Committee decided in principle to introduce a system of proactive monitoring of refiners on the Good Delivery List in order to ensure the integrity and further enhance the reputation of the List and the refiners on it. In the following two years, extensive consultation with Good Delivery refiners took place to ensure that the system of monitoring could achieve these goals without proving onerous for the refiners being monitored.

During these discussions, a method of monitoring was developed that involved the refiner submitting a dip sample from a normal production melt for testing by the LBMA's Good Delivery referees. It is believed that this method combines the desirable features mentioned above.

An important aspect of the new system is that it necessitates a greater involvement on the part of the LBMA's panel of referees and it was decided at the outset to expand the panel. These referees must be able to demonstrate the very highest standards of precision and accuracy in the assaying of gold and silver. They must also have manufactured sets of reference samples which are free from detectable inhomogeneity and whose assay values are established to very high levels of accuracy. A number of refiners on the gold and silver List were invited to apply for referee status and much of the work in the period 2002-2003 was undertaken so that these companies could demonstrate firstly, that they met the high standards of assaying required and secondly, that they had produced the reference samples as specified by the LBMA. This work of cross-checking these samples was carried out on a double-blind basis, which meant that the candidate referees were involved in check-assaying each others' samples but without knowing the identity of the refiner whose samples they were testing.

At its meeting in December, 2003, the Management Committee approved a recommendation from the Physical Committee to appoint five new Good Delivery referees. The names of the referees that constitute the expanded panel were announced at a press conference in London on 13 January, 2004.

Proactive Monitoring commenced in late January, 2004. The first refiners to be monitored were selected by the LBMA based on a number of criteria, such as whether there had been recent changes in ownership or production technology and the length of time since the company was first tested for admission to the Good Delivery List. Normally, all refiners on the List will be monitored once every three years.

2. Notice to Refiners about Monitoring

The LBMA Chief Executive will send a letter to the refiner concerned (with a copy via email or fax) informing it that proactive monitoring of its gold and/or silver production is to take place within a period of one month.

The monitoring operation will normally begin with the taking of a dip sample from a normal production melt (this operation being witnessed by a representative of an LBMA-approved supervising company). Refiners that are on both the gold and silver List will be required to undergo monitoring for both metals at the same time (for instance, with the procedures described below being carried out on the same or successive days).

There are special arrangements for the monitoring of gold refiners whose production technology involves only "four-nines" gold. As described in Section 5 below, the monitoring of these refiners may involve them testing a set of six reference samples provided by the LBMA.

3. Dip Sampling

3.1 Appointment of supervisor

A refiner being monitored by the dip sampling method should, in the first place, appoint a supervising company ("supervisor") from the LBMA-approved list (see Annex D) to witness the sampling operation on behalf of the LBMA. The LBMA-approved list of supervising companies includes the

internationally recognized assaying and inspection companies which are within the LBMA Membership. These companies have local representatives or laboratories around the world.

The costs and expenses of the supervisor must be paid by the refiner. The supervising company will charge a fixed fee (currently US\$1,250) for each dip sampling operation monitored, unless specifically agreed otherwise, plus travelling and subsistence expenses incurred by its representative. Thus, the expenses chargeable by the supervising companies will depend on the locations of their representative offices relative to that of the refiner.

3.2 Witnessing of Dip Sample

The melt from which the dip sample is taken should have a fineness in the range of 999 or above for silver and between 995.0 and a maximum of 999.0 for gold.

The sample should be taken from a normal production melt and the operations leading up to the actual casting of the sample must be witnessed by the supervisor. If the sample is requested during holiday periods or other enforced shutdowns, the LBMA is willing to be flexible on the time allowed for arranging the dip sample.

The refiner should be confident about what the melt contains and that it is homogeneous before taking the dip sample. The dip sample should be taken at the final stage of production, that is, just before casting.

The purpose of taking the dip sample is to provide sufficient homogeneous material to provide the samples to be assayed by the refiner and the LBMA's referees, together with enough spare samples in case of various eventualities.

The actual method of taking and casting the dip sample can be either of the following.

- (1) The refiner may use a standard LBMA mould (which will be brought to the refinery by the supervisor). This consists of a two-part cast iron mould which produces a casting with dimensions of
 - for silver: 60 mm in width, 6 mm in thickness and 100 mm in height;
 - for gold: 60 mm in width, 6 mm in thickness and 50 mm in height.

The refinery should have a guillotine or shear available which can be used to crop 5 mm from each edge. In the case of silver, the cropped casting should then be cut into 8 pieces of approximately 25 x 22.5 mm each (giving a sample weight of around 35 grams). In the case of gold, the guillotine should be used to cut off eight samples of approximately 10 grams each.

- (2) The refiner can use its normal method of dip sampling (provided that this will produce the necessary samples described above).

The supervisor will report to the LBMA using a standardised format including information on:

- the use to which the refined metal will be put,
- the raw materials used,
- the processes leading up to the sample being taken,
- the method of dip sampling employed and,
- in the case of bars which are to be numbered, the numbers of the bars produced.

4. Treatment of the Dip Sample

Two of the eight samples will be sealed and sent by the supervisor to the LBMA. One will be left with the refiner for assaying and five will be sealed by the supervisor and left with the refiner as reserves in case they are needed subsequently, for instance if any samples are lost in the post.

4.1 Refiner Assay

The sample left with the refiner by the supervisor should be assayed by corrected fire assay in the case of gold and by the normal method used in the refinery in the case of silver. The number of individual

trials to be carried out is not specified by the LBMA but is instead left to the refiner, according to its normal practice. The report should include the individual trial results expressed to five significant figures of fineness and the mean of the trial results, also to five figures. The assay results should be sent by fax and e-mail to the LBMA Executive within four working days after the dip sampling. The method of assaying must be stated in the report (including the type of spectrographic testing, if used for silver). In the case of the assaying of silver by spectrographic methods, oxygen and nitrogen should be ignored when deducting the sum of the impurities from 1000 (in other words, the oxygen and nitrogen should be treated as silver).

When determining the assay of dip samples using spectrographic methods, the applicant is responsible for identifying all impurity elements contained therein which will determine the final assay. The LBMA does not prescribe detailed procedures or criteria for assaying by means of spectrographic methods but Annex M lists the elements that LBMA Referees will typically determine.

The LBMA Chief Executive will treat the information provided by the refiner in strictest confidence. In particular, none of this information will be transmitted to any of the referees. The mean assay value and the detailed trial results will be assessed by the Chief Executive and the LBMA's independent technical consultant as described below. The mean assay and (in borderline cases) the standard deviation of the trial results may be viewed by members of the LBMA Physical Committee (each of whom is bound by confidentiality in relation to the data provided by refiners being monitored).

4.2 Referee Assay

On receipt of the two samples by the LBMA, one sample will be sent according to a rota to one of the LBMA's referees who will be asked to assay the sample to five significant figures. It should be noted that the referee will not be aware of the identity of the refiner that provided the sample. The referee will carry out at least 15 trial assays in the case of gold and in the report submitted to the LBMA will also provide details of the individual trial results and the methods of assaying used.

The second sample will be retained by the LBMA in case it is necessary to have this assayed by a second referee. This will be necessary if the first assays of the refiner and referee fail to agree within the tolerances described in Section 6 below. In such cases, the refiner will also be asked to unseal one of the spare samples, carry out an assay on it and submit a new assay report to the LBMA within five working days.

5. “Four-Nines” Gold refiners

The LBMA considers that all refiners on the Good Delivery Gold List must be able to assay across the full range of Good Delivery alloys (namely a fineness range from 995.0 to 999.9) most of which can only be accurately assayed using the method of corrected fire assay. At the top end of this range, on the other hand, spectrographic methods can provide assays of the necessary precision and accuracy. In that these high-gold alloys can be thus assayed without requiring the use of fire assaying, they cannot be used to demonstrate that the refiner is able to assay over the full range of Good Delivery alloys. For refiners where the production technology (as well as the products marketed) only involve gold of fineness 999.9 and above, it is recognised that it would be disruptive and onerous for them to have to produce a special low gold content alloy for the purposes of LBMA monitoring. A refiner which, for the reasons described above, is unable to provide a gold dip sample with a fineness of less than 999.0, may instead opt to have an alternative form of monitoring, whereby the LBMA will send it a set of six approximately 10-gram reference samples for the refiner to assay using the corrected fire assay method. On receipt of the samples, the refiner must submit to the LBMA within six working days a report showing the mean assay of each sample to five significant figures. The charge for this method of monitoring will be £1,260.00 plus the value of the gold content of the samples plus VAT, as applicable. The cost of shipping the reference samples to the refiner using a security carrier will also be charged to the refiner.

6. Assessment Criteria and Further Testing

The LBMA Executive, taking advice where necessary from its technical consultant, will compare the mean five-figure assay results provided by the refiner and the referee. In borderline cases, the LBMA will also take account of the individual trial results.

The criteria are shown below. The tolerances on assaying shown here are expressed in terms of fineness (parts per thousand). Thus, for instance, ± 0.10 for an assay of, say, 998.55 means a range of fineness from 998.45 to 998.65.

6.1 Consideration of Assays from First Dip Samples

The criteria used for assessing the assays on the dip samples provided are based on those contained in the Good Delivery Rules for new applicants. The refiner's and referee's assay results on the first dip sample provided by the refiner will be assessed as follows:

Full pass – In the case of gold, where the dip sample must have a fineness of less than or equal to 999.0, agreement between the referee's and refiner's assays within ± 0.15 will be regarded as a full pass with no further testing being required. In the case of silver, where the fineness of the dip sample can be in the range from 999.0 to 999.9+, different criteria apply depending on whether the sample's fineness (as assayed by the referee) is above or below 999.5. Above 999.5 agreement within ± 0.05 will be regarded as a full pass while below 999.5 agreement within ± 0.15 will be regarded as a full pass.

Borderline failure – i.e., agreement in the range $\pm 0.16-0.25$ (or for silver samples of fineness of 999.5 and above, agreement in the range $\pm 0.06-0.15$). This will require that the second sample (which will already be in the hands of the LBMA) be tested by a second referee and that the refiner will be asked to assay one of the spare samples which have been sealed and left at the refinery by the supervisor. On receiving the assay results from the refiner and the second referee, the LBMA Executive will compare all the results and, if necessary taking technical advice, decide on whether the results are acceptable. If they are not, the refiner will be asked to arrange for a new dip sample to be witnessed within one month and provide a further two samples for testing by the LBMA's referees.

Fail – i.e., a divergence of >0.25 (or for silver samples of fineness of 999.5 and over, a divergence of >0.15). In this case, the refiner would be required to provide a further two samples from a new witnessed dip sample within one month.

6.2 Cases where a Second Dip Sampling Operation is Required

Each of the second pair of samples will be sent to a different referee for assaying. In general, two different referees will assay the second pair of samples compared to those that assayed the first samples. The LBMA will assess the results based on the criteria described above but taking into account all the assay results provided by the refiner and the referees. If necessary after taking advice from its technical consultant, the LBMA will then decide on one of the following courses of action.

- The refiner will be informed that it has passed the monitoring test.
- The refiner will be asked to assay a set of LBMA reference samples as described in Section 8.2 below (under similar conditions as for a new applicant for Good Delivery accreditation).

In the latter case, the LBMA will assess the assay report subsequently provided by the refiner and decide whether:

- The refiner has satisfied the criteria and will therefore be informed that it has succeeded in passing the monitoring test, or
- The refiner will be required to undergo a full re-application for Good Delivery accreditation.

In the latter case, except in cases of gross failure, the refiner will normally continue to be listed until the results of the re-application are available.

6.3 Criteria for Assays provided by “Four-Nines” Gold refiners

In the case of the “Four-Nines” gold refiners which opt to be monitored by means of assaying a set of six LBMA reference samples, the criteria for passing the test are similar to those applicable in the case of new applicants for listing.

- assays of 999.5 and above should agree to ± 0.05 ; for example, the assay determined on a sample assaying 999.84 according to the LBMA would have to fall within the range 999.79 to 999.89
- assays below 999.5 should agree within ± 0.15 provided that no significant bias is apparent; for example, the assay determined on a sample assaying 996.73 according to the LBMA would have to fall within the range 996.58 to 996.88.

However, it will be deemed acceptable if there is not more than one divergence provided that this is not greater than ± 0.25 .

7. Result of Monitoring

The LBMA Chief Executive will inform the refinery of the outcome of the assay comparisons as soon as they have been reviewed by the LBMA's Physical Committee.

8. Charging System and LBMA Membership

Good Delivery List refiners which are within the membership, either as Members or as Associates, will be provided with the basic monitoring service as part of their annual subscription. This does not include the charges levied by supervising companies nor those for the provision of LBMA reference samples.

8.1 Good Delivery Maintenance Fee

Refiners which are not part of the membership can remain on the Good Delivery List on payment of an annual maintenance fee of £1,000 per metal + VAT (as applicable).

8.2 Charges for Reference Samples and Re-Testing

In cases where the comparison of the refiner's and referees' dip sample assay results suggests the need for the refiner's assaying ability to be more thoroughly checked by means of it assaying a small set of reference samples, as described above, there will be an additional charge as follows:

- (a) Set of six 10-gram gold samples £1,260, plus the value of the metal content, plus VAT (as applicable)
- (b) Set of four 30-gram silver samples £888, including the metal content, plus VAT (as applicable)

The cost of shipment of these samples to the refinery will be payable in addition.

The same charge as in (a) above will be made for "Four-Nines" gold refiners which opt for the testing of a set of LBMA gold samples.

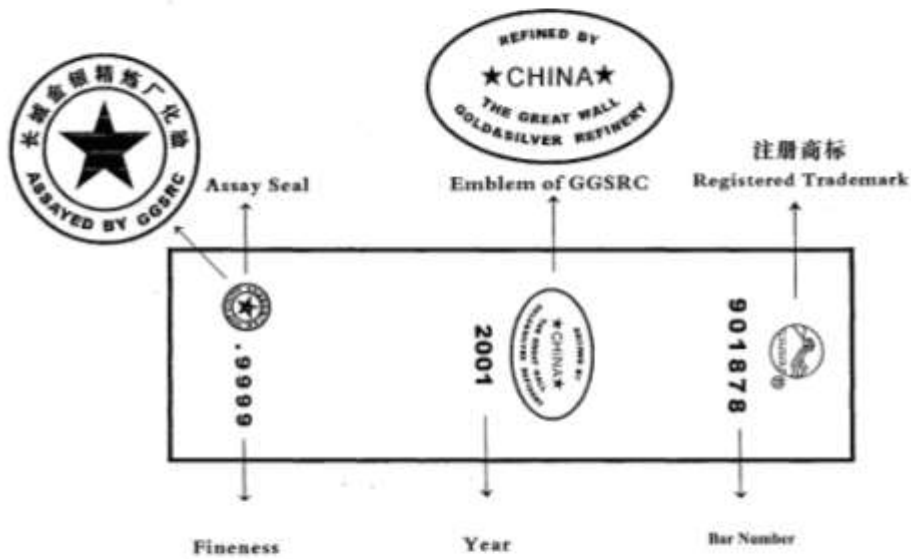
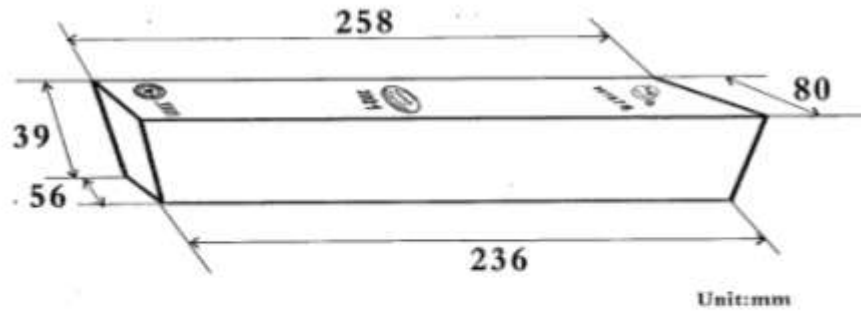
The additional charge for a complete reapplication and re-test of the refiner's assaying ability and bars would be the same as for new Good Delivery applicants (see Section 6 of the Good Delivery Rules: currently a total of £26,000 in the case of gold and £19,000 for silver – both subject to VAT as applicable).

9. Treatment of Refiners who are Unwilling to be Monitored

Those refiners who decide not to submit to regular monitoring will be transferred to the Former List. This List shows the names, marks, etc of companies that were formerly accredited as Good Delivery, together with the date of transfer to the Former List. It is felt that rather than giving a note of explanation about the reason for the transfer, most refiners in this position would prefer that no such explanation should be given in the List.

Annex J – Specimen Technical Line Drawings

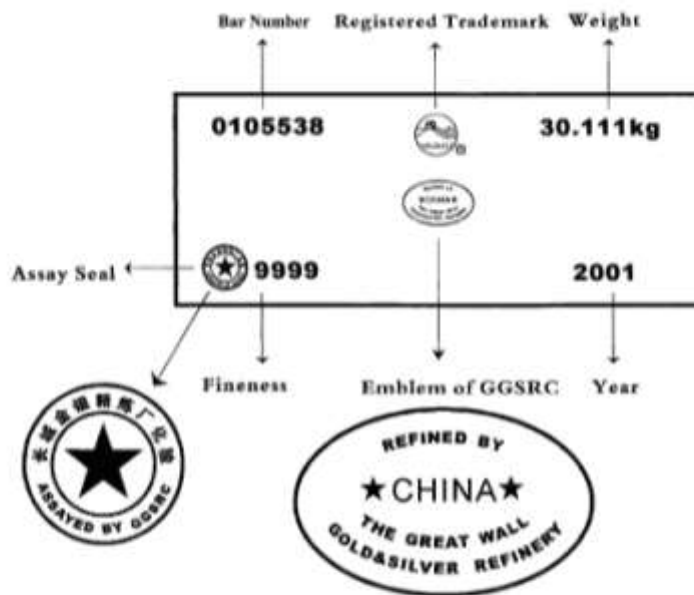
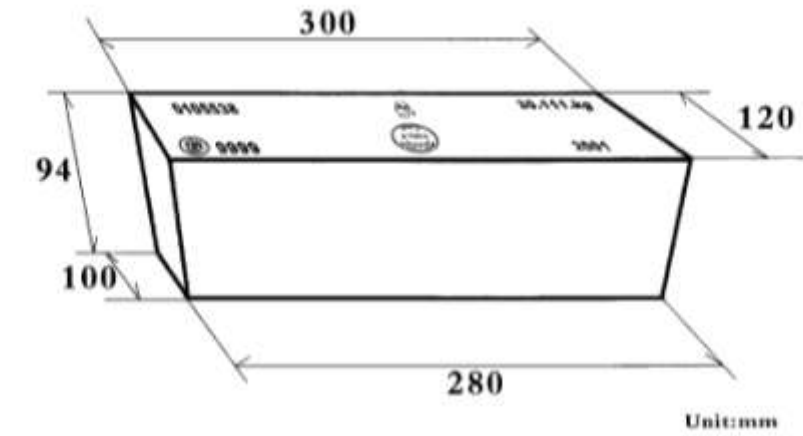
(1) 400 Ounce Gold Bar



 中国长城金银精炼厂

THE GREAT WALL GOLD & SILVER REFINERY OF CHINA

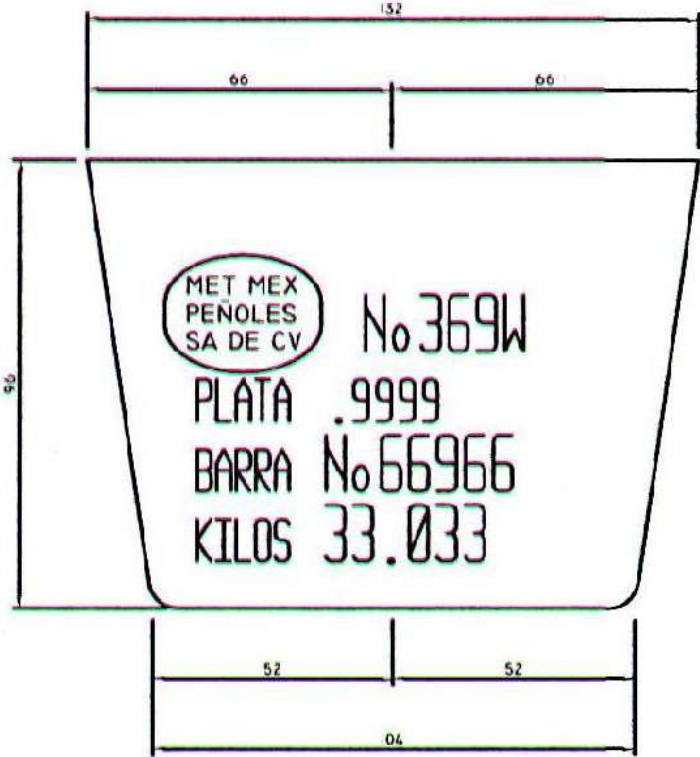
(2) 1,000 Ounce Silver Bar



 中国长城金银精炼厂

THE GREAT WALL GOLD & SILVER REFINERY OF CHINA

Annex K – End Stamping of Silver Bars



VISTA B-B
ESCALA 1:1

Annex L – Facilitators

List of Facilitators

The following companies have been listed as Facilitators who may be able to provide assistance to applicants in putting together their Good Delivery applications.

An applicant should contact a Facilitator directly to agree the terms and conditions on which the Facilitator may be willing to provide services.

Inclusion in this list does not constitute or imply any representation or warranty by the LBMA as to creditworthiness or as to the services or goods supplied or quality or compliance with any specification relating thereto. No liability for direct or consequential loss, howsoever caused, whether by negligence or otherwise, whether by use of this list or reliance thereon, is accepted by the LBMA.

Company	Address	Contact Details
Argentum Consultants Limited	"Glendown", Southfields Rd Woldingham Surrey CR3 7BG United Kingdom	T: +44 (0) 1883 652588 F: +44 (0) 1883 650358 E-mail: dbeadleclearing@aurumconsultancy.co.uk (Mr. Douglas Beadle)
Chinastar (Hong Kong) Limited	12/F., 3 Lockhart Road Wanchai Hong Kong	T: +852 97642484 F: +852 25276015 E-mail: lhyskshk@sohu.com (Mr Liu Huiyong or henry.lau7@yahoo.com.hk (Mr. Henry Lau)
Inspectorate International Limited	2 Perry Road Witham Essex CM8 3TU United Kingdom	T: +44 (0) 1376 536852 F: +44 (0) 1376 520819 E-mail: ian.gathercole@inspectorate.co.uk (Mr. Ian Gathercole – Sales and Marketing Manager - Precious Metals)
Inspectorate (Singapore) Pte Ltd	Blk 28 Ayer Rajah Crescent 01-03 Singapore 139959	T: +65 6778 9033 F: +65 6778 9466 E-mail: patrick.lemare@inspectorate.com (Mr. Patrick Le Mare – Precious Metals Marketing Manager Asia)
Inspectorate (Shanghai) Ltd	5F Building 2 No. 658 Jin Zhong Road Shanghai 200335 People's Republic of China	T: +86 3360 0122 F: +86 3360 0119 E-mail: davis.liang@inspectorate.com.cn (Mr. Davis Liang – Business Development Director)
Metal Registration Ltd	180 Piccadilly London W1J 9HF United Kingdom	T: +44 (0) 20 7917 2740 F: +44 (0) 20 7917 1740 E-mail: melaniewells@metalreg.com (Ms. Melanie Wells – Director)
SG2 Consult Sàrl	Poudrières 63 CH-2000 Neuchâtel	T: +413 273 03258 F: +413 273 03258 E-mail: serge.gambs@gmail.com (Mr. Serge Gambs)

Annex M – Residual Elements

Determination of Residual Elements by Spectrographic Analysis

Good Delivery applicants and refiners undergoing Proactive Monitoring which use spectrographic analysis for determining the assays of their materials are responsible for identifying all residual elements present in their bars or dip samples which will affect the assays determined.

The lists set out below are not intended to be prescriptive as far as refiners are concerned but merely to provide guidance as to the elements that LBMA Referees may typically look for.

The “core” elements which the majority of LBMA Referees will normally look for when analysing gold and silver samples are shown in Table 1. Table 2 shows elements which may in addition be determined by LBMA Referees.

Table 1 – Core Elements

	<u>Gold</u>	<u>Silver</u>
Silver – Ag	x	
Copper – Cu	x	x
Platinum - Pt	x	x
Palladium - Pd	x	x
Rhodium – Rh	x	
Nickel – Ni	x	x
Iron – Fe	x	x
Lead – Pb	x	x
Zinc – Zn	x	x
Arsenic – As	x	x
Selenium – Se	x	x
Antimony – Sb	x	x
Bismuth – Bi	x	x
Chromium – Cr	x	x
Manganese – Mn	x	x
Cobalt – Co	x	x
Aluminium Al	x	x
Titanium – Ti	x	
Silicon – Si	x	x
Calcium – Ca	x	x
Cadmium – Cd	x	x
Magnesium – Mg	x	x
Tin – Sn	x	x
Tellurium – Te	x	x
Iridium – Ir	x	
Ruthenium – Ru	x	
Gold – Au		x
Indium – In		x

Table 2 – Additional elements:

	<u>Gold</u>	<u>Silver</u>
Boron – B	x	x
Indium – In	x	
Molybdenum – Mo	x	x
Potassium – K	x	x
Sodium – Na	x	x
Osmium – Os	x	
Thallium – Tl	x	x
Zirconium – Zr	x	
Beryllium – Be	x	
Lithium – Li	x	
Tungsten – W	x	
Phosphorus – P	x	x
Mercury – Hg	x	
Germanium – Ge	x	
Gallium – Ga	x	x
Vanadium – V	x	
Rhodium – Rh	x	
Titanium – Ti	x	

October, 2008